# Grown-ups

Video playlist

inc video lesson

This week we will look at Moses and the Ten Plagues of Egypt from Exodus 7-12. Some of the important points we will touch on this week are.

- God saves His people and makes them free.
- God wants us to have a soft heart and obey him. Not a hard heart like Pharaoh.
- Pharaoh thought he was the most powerful, but he learned God is the most powerful.

## Lesson Outline



Remind the child that a slave is a person who is owned by another person. Tell them that the Israelites were slaves and very unhappy. Remind them that Moses had been called by God to free the Israelites.



Pass around hard and soft objects to the child. Ask the child to decide whether each object is hard or soft. Fill a bowl with water. Put in the soft objects such as cloth or a sponge. Show the child how these soft objects will soak up the water and be filled with it. Now put in hard objects such as rock or wood. Demonstrate to the child that they did not soak up the water. Point out that our hearts can be hard or soft. A soft heart can become filled with God, but a hard heart will remain empty of God

Depending on their age, count up to ten with your child. You can help them understand a few of the plagues. Ask them if they would like to find a frog in their dinner. Point out how annoying flies are. Imagine how hard it would be to do anything in the dark. You can even turn out the lights and ask the child to accomplish a task in the dark such as finding a crayon of a particular colour.



Talk about how important it is to obey fully. Remind the child of the instances where Pharaoh tried to half-obey God by only releasing part of the Israelites or not letting them take their animals. Help the child think about a time when they did not obey fully (such as only cleaning up part of their toys). Remind the child that we need God's help to obey Him. Help the child pray for a soft heart and that God would free them from their sins.

© 2019 truewaykids.com

# Frog and Fly Game Craft

## What you need



- Template
- White card
- Scissor
- Glue
- Colour pencils
- wool
- Tape

## What to do



Colour in the picture



Cut out the template

Cut a small plastic bottle in half, just bellow the label



Tape some wool inside the bottle top and tie onto screw section of bottle



Glue frog onto bottle. Glue legs onto back

Glue fly onto bottle top.

HOW TO PLAY

This game is a twist on the cup and ball game.

Try to catch the fly inside the frog.

Remind children of plagues. Flies and frogs.

© 2019 truewaykids.com



© 2019 truewaykids.com

# Games and Activities

## Soft and Hard in Water

Gather a selection of objects. First ask your child to sort the objects between hard and soft.

Next fill a bowl with water and see which objects soak up the water.

Talk about how God wants our hearts to be soft so that we can soak up the thing God wants us to learn from Him.



## Musical lillypads

Like musical islands. The child jumps around like a frog when the music plays. When the music stops they must get onto a lily pad

## Light out - Guess the object

Turn out all the lights in a room so it is as dark as possible.

Pass some objects to your child and ask them to guess what they are holdind.

Ask your child to imagine what it would have been like in Egypt in complete darkness.

© 2019 truewaykids.com